

Goldsmiths Research Online

*Goldsmiths Research Online (GRO)
is the institutional research repository for
Goldsmiths, University of London*

Citation

Frohn, Sabrina A L; Matharu, Jeevan S and Ward, Jamie A. 2020. 'Towards a Characterisation of Emotional Intent During Scripted Scenes Using In-ear Movement Sensors'. In: International Symposium on Wearable Computers (ISWC '20). Virtual Event, Mexico 12-16 September 2020. [Conference or Workshop Item]

Persistent URL

<https://research.gold.ac.uk/id/eprint/29113/>

Versions

The version presented here may differ from the published, performed or presented work. Please go to the persistent GRO record above for more information.

If you believe that any material held in the repository infringes copyright law, please contact the Repository Team at Goldsmiths, University of London via the following email address: gro@gold.ac.uk.

The item will be removed from the repository while any claim is being investigated. For more information, please contact the GRO team: gro@gold.ac.uk

Towards a Characterisation of Emotional Intent During Scripted Scenes Using In-ear Movement Sensors

SABRINA A.L. FROHN, Goldsmiths, University of London, UK

JEEVAN S. MATHARU, Goldsmiths, University of London, UK

JAMIE A. WARD, Goldsmiths, University of Londonjamie@jamieward.net

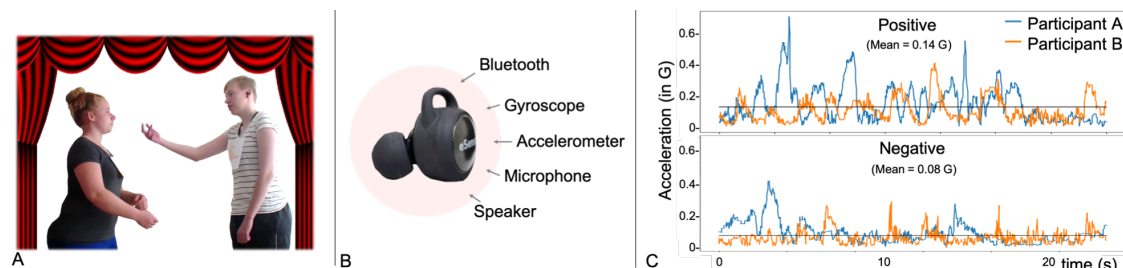


Fig. 1. A: Dyad during a trial, B: Nokia Bell Labs' eSense earbud [3], C: Head movement energy of two trials. The graphs show a higher average energy for both playing positive intent ('motivate', 'reassure') than negative ('displease', 'block').

Theatre provides a unique environment in which to obtain detailed data on social interactions in a controlled and repeatable manner. This work introduces a method for capturing and characterising the underlying emotional intent of performers in a scripted scene using in-ear accelerometers. Each scene is acted with different underlying emotional intentions using the theatrical technique of Actioning. The goal of the work is to uncover characteristics in the joint movement patterns that reveal information on the positive or negative valence of these intentions. Preliminary findings over 3x12 (Covid-19 restricted) non-actor trials suggests people are more energetic and more in-sync when using positive versus negative intentions.

CCS Concepts: • **Human-centered computing** → **Empirical studies in collaborative and social computing**.

Additional Key Words and Phrases: intent, emotion, affect, theatre, synchrony, earables, wearables

ACM Reference Format:

Sabrina A.L. Frohn, Jeevan S. Matharu, and Jamie A. Ward. 2020. Towards a Characterisation of Emotional Intent During Scripted Scenes Using In-ear Movement Sensors. In *Proceedings of the 2020 International Symposium on Wearable Computers (ISWC '20)*, September 12–16, 2020, Virtual Event, Mexico. ACM, New York, NY, USA, 5 pages. <https://doi.org/10.1145/3410531.3414292>

1 INTRODUCTION

Nonverbal signalling, whether as a communicative back-channel, or as a direct gesture, does not occur in isolation but as a response to, or in synchrony with, the actions of others [4, 10]. Much attention has been paid to the role of physical coordination and interpersonal synchrony during social interactions [1, 8]. Of particular interest is understanding the physical mechanisms we use to convey emotional intent. Paxton and Dale, for instance, used video to show that when

Permission to make digital or hard copies of part or all of this work for personal or classroom use is granted without fee provided that copies are not made or distributed for profit or commercial advantage and that copies bear this notice and the full citation on the first page. Copyrights for third-party components of this work must be honored. For all other uses, contact the owner/author(s).

© 2020 Copyright held by the owner/author(s).

Manuscript submitted to ACM

couples get into an argument, their interpersonal body synchrony breaks down - although they could not establish a more general link between synchrony and intent [15]. Recent work uncovered complex patterns of synchrony using fine-grained recordings of people's head movements in conversation, yet precisely what these patterns represent remains an open question [7, 9].

Studies on the mechanisms of affect are often hampered by a lack of ecological validity - the twin difficulty in eliciting realistic emotions, and of recording them in an unobtrusive manner. Wearable movement sensors can capture patterns of coordination in social interactions in an unobtrusive way, and with none of the occlusion problems that beset video [2, 21, 22]. Theatre (and the arts generally) has long provided a mechanism for exploring emotional subtext [13, 14, 16, 18, 19]. In this work we harness that mechanism as a means to elicit realistic nonverbal data, which we then capture using head-worn wearable sensors.

Specifically, we ask pairs of participants to repeatedly play one scene of a play by James Saunders [17] (Fig. 1 A), each time using different emotional intentions. The unique aspect of this setup is that we use the theatrical technique of *Actioning* whereby actors are given different transitive verbs to think on as they deliver a line [19, 20]. The idea is that these verbs colour a delivery in a subtle way without it appearing forced. The method is intuitive and intrinsically interpersonal (e.g. asking a participant to subconsciously 'attack' their partner, rather than the typically more unfocused, and often over-acted, 'be angry'). As such it is effective even for use by non-actors.

Head movements of participants are recorded using the eSense in-ear wearable (Fig. 1 B). The device's 3-axis accelerometer is used to capture frequency and amplitude of motions while its microphone captures audio for labelling purposes [11, 12]. The data was logged on an Android phone using an adapted version of an app originally developed by S. Islam [5]. Due to the Covid-19 induced necessity of using non-actors, this preliminary study makes a simple comparison between scenes where both speakers use a clear positive intent, versus scenes where both use a negative intent. The main question is: What effect do the positive and negative conditions have on joint movement energy and synchronisation?

2 METHOD

The procedure is shown in Fig. 2. Each eSense earbud is connected to two phones running the Android app. With the recordings started, both devices are tapped gently together to create a distinct audio-motion synchronisation gesture, then each participant is given a left earbud to wear.

Each participant is assigned a role in the scene (M or W) and a pseudo-random transitive verb (from an even distribution of 9 positive and 9 negative verbs). The experimenter clicks a button on the app to indicate the start of a scene. The scene is then performed by the dyad. Lastly, the experimenter presses the button again to mark the end of a scene. One trial takes approximately 40 seconds.

After a two minute break the participants get a new set of transitive verbs. This is repeated until all verb pairs have been performed. The participants then switch roles and repeat the process, thus generating 18 trials (plus an initial 2 training trials that we discard). At the end, the recordings are stopped. For this preliminary study we analyse only instances where both participants receive a positive pair (++), or a negative pair (- -) of verbs (12 trials).

3 DATA AND ANALYSIS

Three participants from one household were recruited and paired up across three separate experiments. The sensor data is low-pass filtered by the device at 10Hz, with a sampling rate of 25Hz. The raw data of each dyad was manually synchronized using the sync gesture. Labels recorded by the experimenter are then used on both recordings to cut the

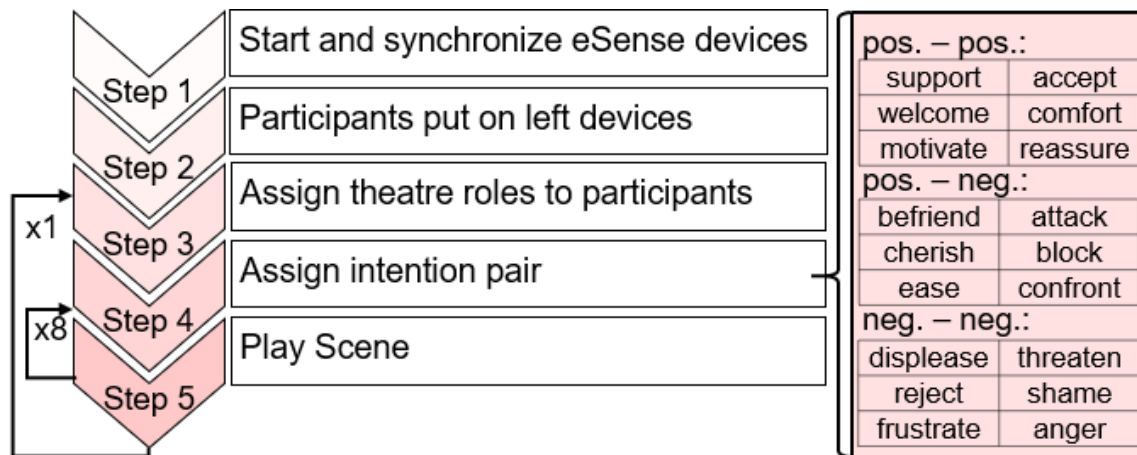


Fig. 2. Study procedure with transitive verbs used.

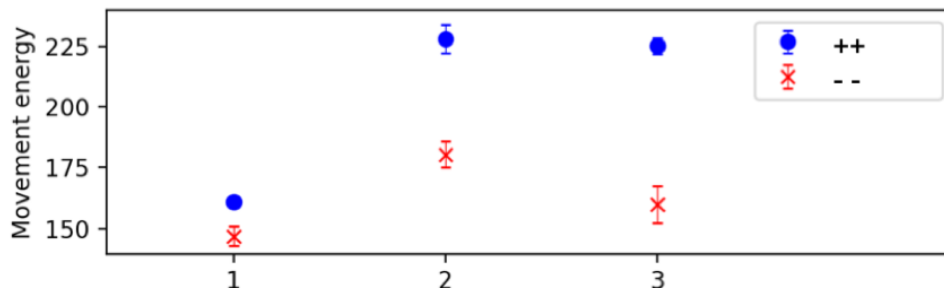


Fig. 3. Combined energy mean and SE for pos-pos (++) and neg-neg (--) trials for each of the 3 dyad pairings.

data into separate trials. Before running the analysis the accelerometer data is re-centred to mean zero. The norm of the three axes are then calculated for each person to provide an orientation-invariant measure of overall movement energy.¹

For each of the three dyad pairings, the ++ and - - trials are compared in two ways: 1) overall dyad movement energy, and 2) wavelet coherence analysis, a spectral method of capturing synchronicity [6, 9].

The mean and standard error (SE) over trials for each dyad’s energy is shown in Fig. 3. Note how the ++ positive intents have consistently higher energy than the negative ones (e.g. Fig. 1 C.)

The mean and SE of the wavelet coherence analysis over the three pairings for both conditions are shown at the top of Fig. 4. This is shown for periods of 1 to 10 seconds (1 to 0.1 Hz), with Cohen’s d effect size shown below. Note how the effect size is largely positive (with periods of around 2 and 8 s showing significance).

4 DISCUSSION

This work was planned for a large cohort of actors, however due to Covid-19 regulations, the procedure had to be adapted to a single household. Consequently, the acting quality is disputable and the participants had not learned the

¹Download dataset and code at https://github.com/SabrinaFrohn/ISWC2020_paper.

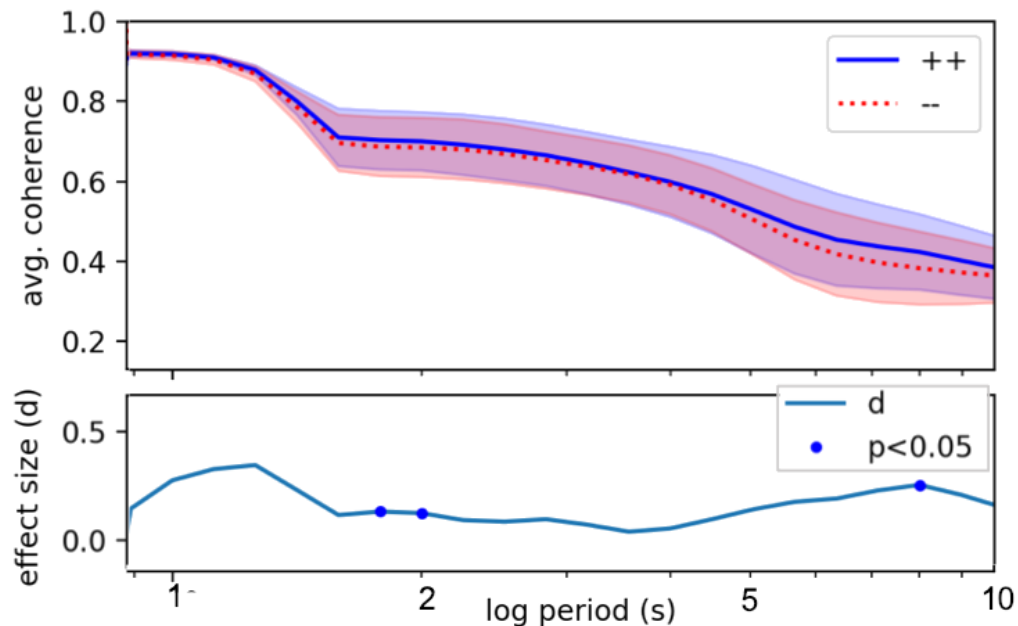


Fig. 4. Average wavelet coherence analysis with SE over 3 dyads for both positive (++) vs both negative (-). Effect size and points of 0.05 significance shown below.

text completely by heart before taking part in the study. This reduces the reliability of the current results. However, the finding that joint positive intent can be more energetic and synchronous than negative aligns with existing (video-based) literature [15], and offers some support to the approach proposed.

Encouraged by this proof of concept, future work will enhance the experiment using professional actors, introduce a more detailed analysis of subtle interactions, and develop an attempt to automatically model and predict different emotional intentions.

REFERENCES

- [1] Tanya L. Chartrand and John A. Bargh. 1999. The Chameleon Effect: The Perception–Behavior Link and Social Interaction. *Journal of Personality and Social Psychology* 76, 6 (1999), 893–910.
- [2] Tanzeem Choudhury and Alex Pentland. 2003. Sensing and modeling human networks using the sociometer. In *Seventh IEEE International Symposium on Wearable Computers, 2003. Proceedings. IEEE*, 216–222.
- [3] esense.io. [n.d.]. A Research Space for Earable Computing. Retrieved July 1, 2020 from <https://www.esense.io/>
- [4] Howard S. Friedman. 2019. Introduction to the Special Issue on Theory in Nonverbal Communication. *Journal of Nonverbal Behavior* 43, 2 (01 Jun 2019), 107–109.
- [5] Sabrina Frohn. [n.d.]. Esense. Retrieved July 1, 2020 from <https://github.com/SabrinaFrohn/Esense>
- [6] A. Grinsted, J. C. Moore, and S. Jevrejeva. 2004. Application of the cross wavelet transform and wavelet coherence to geophysical time series. *Nonlinear Processes in Geophysics* 11, 5/6 (Nov. 2004), 561–566. <https://hal.archives-ouvertes.fr/hal-00302394>
- [7] Aman Gupta, Finn L. Strivens, Benjamin Tag, Kai Kunze, and Jamie A. Ward. 2019. Blink as You Sync: Uncovering Eye and Nod Synchrony in Conversation Using Wearable Sensing. In *Proceedings of the 23rd International Symposium on Wearable Computers (London, United Kingdom) (ISWC '19)*. Association for Computing Machinery, New York, NY, USA, 66–71.
- [8] Joanna Hale and Antonia F. de C. Hamilton. 2016. Cognitive mechanisms for responding to mimicry from others. *Neuroscience Biobehavioral Reviews* 63 (2016), 106 – 123. <https://doi.org/10.1016/j.neubiorev.2016.02.006>
- [9] Joanna Hale, Jamie A. Ward, Francesco Bucheri, Dominic Oliver, and Antonia F. de C. Hamilton. 2019. Are You on My Wavelength? Interpersonal Coordination in Dyadic Conversations. *Journal of Nonverbal Behavior* (15 Oct 2019).

- [10] Robert G. Harper, Arthur N. Wiens, and Joseph D. Matarazzo. 1978. *Nonverbal Communication: The State of the Art*. John Wiley & Sons.
- [11] Fahim Kawsar, Chulhong Min, Akhil Mathur, and Allesandro Montanari. 2018. Earables for personal-scale behavior analytics. *IEEE Pervasive Computing* 17, 3 (2018), 83–89.
- [12] Chulhong Min, Akhil Mathur, and Fahim Kawsar. 2018. Exploring audio and kinetic sensing on earable devices. In *Proceedings of the 4th ACM Workshop on Wearable Systems and Applications*. 5–10.
- [13] Nick Moseley. 2016. *Actioning and how to do it*.
- [14] Nick Moseley and . 2013. The Psycho and the Physical in Psycho-Physical Actioning. *Stanislavski Studies* 1, 2 (2013), 150–189.
- [15] Alexandra Paxton and Rick Dale. 2013. Argument disrupts interpersonal synchrony. *Quarterly Journal of Experimental Psychology* 66, 11 (2013), 2092–2102. <https://doi.org/10.1080/17470218.2013.853089> arXiv:<https://doi.org/10.1080/17470218.2013.853089> PMID: 24303888.
- [16] Matthew Pelowski, Eva Specker, Gernot Gerger, Helmut Leder, and Lauren S. Weingarden. 2018. Do you feel like I do? A study of spontaneous and deliberate emotion sharing and understanding between artists and perceivers of installation art. *Psychology of Aesthetics, Creativity, and the Arts* (2018).
- [17] James Saunders. 1973. *Games and After Liverpool*. Samuel French. 11 pages.
- [18] Beau Sievers, Larry Polansky, Michael Casey, and Thalia Wheatley. 2013. Music and movement share a dynamic structure that supports universal expressions of emotion. *Proceedings of the National Academy of Sciences* 110, 1 (2013), 70–75.
- [19] Max Stafford-Clark. 1997. *Letters to George : the account of a rehearsal*. Nick Hern, London.
- [20] Konstantin Stanislavski. 1936. *An Actor Prepares*.
- [21] Jamie A. Ward, Daniel Richardson, Guido Orgs, Kelly Hunter, and Antonia Hamilton. 2018. Sensing Interpersonal Synchrony between Actors and Autistic Children in Theatre Using Wrist-Worn Accelerometers. In *Proceedings of the 2018 ACM International Symposium on Wearable Computers (Singapore, Singapore) (ISWC '18)*. Association for Computing Machinery, New York, NY, USA, 148–155.
- [22] Yanxia Zhang, Jeffrey Olenick, Chu-Hsiang Chang, Steve W. J. Kozlowski, and Hayley Hung. 2018. TeamSense: Assessing Personal Affect and Group Cohesion in Small Teams through Dyadic Interaction and Behavior Analysis with Wearable Sensors. *Proc. ACM Interact. Mob. Wearable Ubiquitous Technol.* 2, 3, Article 150 (Sept. 2018), 22 pages. <https://doi.org/10.1145/3264960>